






### STAGE 3B – 2

-  Sewerage Line – 2.5m wide
-  Inter Allotment Drainage – 2m wide
-  Access Denied

*Bridgman Ridge*

The above stage plan provides a general indication of the stage and location of lots only. The information contained herein should not be relied upon in relation to individual lot sizes and specific measurements. For a detailed plan specifying exact measurements of lots please refer to the individual lot contour plans.